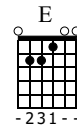
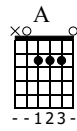
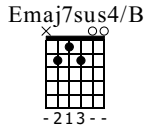
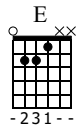
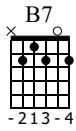


Блюз на акустике

<http://guitargeek.ru>



Standard tuning

♩ = 133

Часть №3. Другая тема

1

S-Gt

2

4

6

8

Тэрнэраунд

10

Chord diagrams: A, E, B7, E

Часть №4.

The image shows a guitar tablature for a piece titled "Часть №4". The tablature is written on a six-line staff representing the guitar strings. The fret numbers are indicated by numbers 0-5 above the lines. The piece is divided into two main sections by a vertical bar line. The first section is marked with the chord "B7" and the second with "E".

Section 1 (B7):

- Measure 1: Fret 12, strings 1-6: 0, 1, 1, 0, 1, 1. Fingering: 3, 3, 3.
- Measure 2: Fret 2, strings 1-6: 0, 2, 2, 0, 2, 2. Fingering: 3, 3, 3.
- Measure 3: Fret 5, strings 1-6: 5, 4, 4, 5, 5, 2. Fingering: 3, 3, 3.
- Measure 4: Fret 5, strings 1-6: 5, 4, 4, 5, 5, 2. Fingering: 3, 3, 3.
- Measure 5: Fret 1, strings 1-6: 1, 2, 2, 1, 2, 2. Fingering: 3, 3, 3.
- Measure 6: Fret 0, strings 1-6: 0, 2, 2, 0, 2, 2. Fingering: 3, 3, 3.

Section 2 (E):

- Measure 7: Fret 1, strings 1-6: 1, 2, 2, 1, 2, 2. Fingering: 3, 3, 3.
- Measure 8: Fret 1, strings 1-6: 1, 2, 2, 1, 2, 2. Fingering: 3, 3, 3.
- Measure 9: Fret 1, strings 1-6: 1, 2, 2, 1, 2, 2. Fingering: 3, 3, 3.
- Measure 10: Fret 1, strings 1-6: 1, 2, 2, 1, 2, 2. Fingering: 3, 3, 3.
- Measure 11: Fret 1, strings 1-6: 1, 2, 2, 1, 2, 2. Fingering: 3, 3, 3.
- Measure 12: Fret 1, strings 1-6: 1, 2, 2, 1, 2, 2. Fingering: 3, 3, 3.
- Measure 13: Fret 1, strings 1-6: 1, 2, 2, 1, 2, 2. Fingering: 3, 3, 3.
- Measure 14: Fret 1, strings 1-6: 1, 2, 2, 1, 2, 2. Fingering: 3, 3, 3.
- Measure 15: Fret 1, strings 1-6: 1, 2, 2, 1, 2, 2. Fingering: 3, 3, 3.