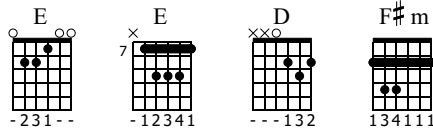


# Afraid To Shoot Strangers (Iron Maiden) Acoustic

<http://guitargeek.ru> - курсы для гитаристов, табы на заказ

Thomas Zwijsen/Nylon Maiden



Standard tuning

♩ = 85

S-Gt

1

*mf*  
*let ring*

T  
A  
B

0 2 4 2 0 4 2 0  
1 1 2 2 2 2 2 2 2 2 2 2  
0 0 0 0 0

2

*let ring*

T  
A  
B

7 5 3 7 5 3 6 4 7  
3 5 5 5 3 5 5 3 3 3 3 3 3 3 3

3

*let ring*

T  
A  
B

6 6 6 6 6 6 6 6 6 6 6 4 6 4  
4 6 6 4 6 6 4 6 6 4 4 4 4 6 4

4

T  
A  
B

4 4 4 4 4 4 4 4 4 4 4 4 4 4 4  
2 2 2 2 2 2 2 2 2 2 2 2 2 2 2

5

let ring

T  
A  
B

0 2 4 2 0 4 2 0

2 2 2 2 2 2 2 2

0 0 0 0 0

6

let ring

T  
A  
B

7 5 3 7 5 3 6 4 7

3 5 5 5 3 5 5 3 3 3 3 3 3 3 3

7

let ring

T  
A  
B

6 4 6 6 4 6 6 4 6 6 6 4 6 4 6 4

8

let ring

T  
A  
B

2 4 2 4 2 4 6 6 6 6 4 6 6 6 4 6 6 4 6 6

9

let ring

T  
A  
B

0 0 4 5 4 7 9 9 7

2 2 2 2 2 4

0 0 0 0 0 0 0 0

10#

let ring

T  
A  
B

9 11 9 9 10 9 9 11 9

11

let ring

T  
A  
B

5 2 3 0 3 0 2 3 0 3 0 2 3 0 3 5 7 5

12#

let ring

T  
A  
B

2 4 4 4 4 2 4 4 4 4 2 4 4 4 4 2 4 4 4 4

13

let ring let ring let ring let ring let ring let ring let ring let ring let ring let ring let ring let ring

T  
A  
B

3 3 3 3 3 3 3 3 3 4 4 4 4 4 4 4 4 1 1 1 1 1 1 1 1 1 3 3 3 3 3 3 3 3 3 3

14

let ring let ring let ring let ring let ring let ring let ring let ring let ring let ring let ring let ring

TAB 3 5 3 5 3 5 3 5 3 5 3 5

15

let ring let ring let ring let ring let ring let ring let ring let ring let ring let ring let ring let ring

TAB 4 6 1 3 3 5 5 3 5 5

16

let ring let ring let ring let ring let ring let ring

TAB 3 5 3 5 5

Повтор тактов 9-12

17

let ring

TAB 0 4 5 4 7 7 9 9 9 9 10 9 9 9 11 11 11 9

19

let ring -----|

T 5 3 3 3 3 3 5-7-5 2

A 2 0 0 2 3 3 2 4 2

B 0 0 0 0 0 0 0 0 0 4 4 4 2 4 4 4 2 4 4 4 2 4 4 4

21

let ring -----|      let ring -----|      let ring -----|

T 0 0 0 4 7 4 9 7 9 9 9 9-10-9 9 9 9

A 1 2 2 2 2 4 5 4 9 9 9 9 9 9 11 11 9 9 11 9

B 2 2 2 2 2 4 5 4 9 9 9 9 9 9 11 11 9 9 11 9

0 0 0 0 0 4 0 0 7 0 7 0 9 9 9 9 9 9 9 9

1:58

23

let ring -----|

T 5 3 3 3 3 3 5-7-5 2

A 2 0 0 2 3 3 2 4 2


B 0 0 0 0 0 0 0 0 0 4 4 4 2 4 4 4 2 4 4 4 2 4 4 4


25


T 5 5 5 5 5 5 5 5 5 6 6 6 6 6 3 3 3 3 3


A 3 3 3 3 3 3 3 3 3 5 5 5 5 5 3 3 3 3 3


B 3 3 3 3 3 3 3 3 3 4 4 4 4 4 1 1 1 1 1

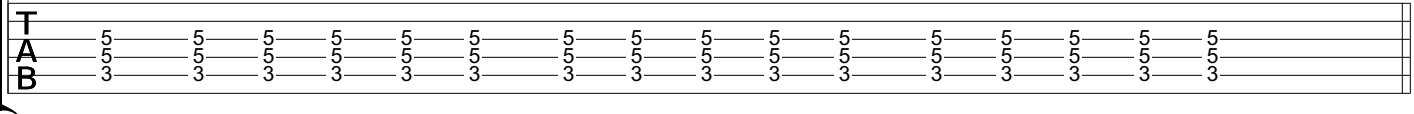
26  3x


TAB 

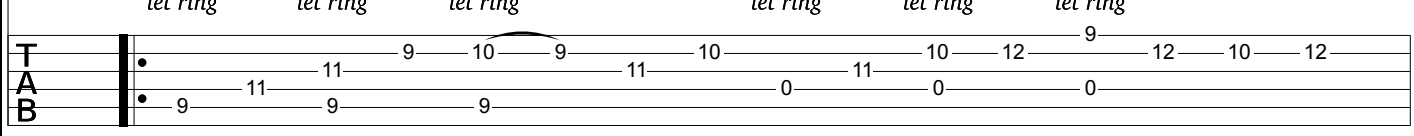
27  3x


TAB 

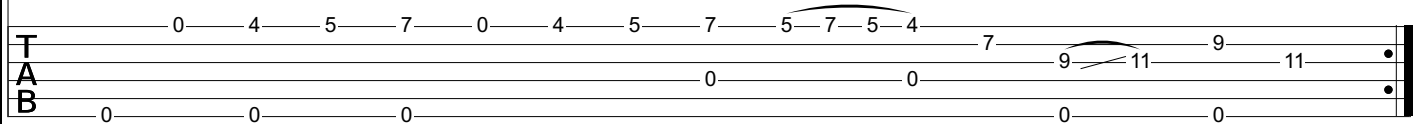
28 

TAB 

29  let ring let ring let ring let ring let ring let ring

TAB 

30  let ring let ring let ring let ring let ring 4x

TAB 

31

let ring

TAB 9 10 10 11 11 10 9 10 2 4

32

let ring

let ring

D E

TAB 4 4 4 4 0 2 2 2 0 4 2 0

33

let ring

let ring

let ring

let ring

TAB 5 5 5 5 5 7 5 4 5 2 4

34

let ring

let ring

let ring

let ring

TAB 4 4 4 4 0 2 2 2 0 2 4 2 0

35

let ring

TAB

36

let ring

TAB

37

let ring

TAB

3:15

38

let ring

TAB



Тема повторяется

39

let ring let ring let ring let ring let ring let ring

TAB 9 11 11 9 10 9 11 10 0 11 0 0 9 12 10 12

B 9 11 9 9 11 10 0 11 0 0 9 12 10 12

Detailed description: This system contains measures 39 and 40. Measure 39 has six notes: G#4, A4, B4, C#5, B4, A4. Measure 40 has six notes: G#4, A4, B4, C#5, B4, A4. The guitar tablature for measure 39 is 9-11-11-9-10-9-11-10. The guitar tablature for measure 40 is 0-11-0-0-9-12-10-12.

40

let ring let ring let ring let ring let ring

TAB 0 4 5 7 0 4 5 7 5 7 5 4 7 9 11 9 11

B 0 0 0 0 0 0 0 0 0 0 0 0 9 11 9 11

Detailed description: This system contains measures 41 and 42. Measure 41 has six notes: G#4, A4, B4, C#5, B4, A4. Measure 42 has six notes: G#4, A4, B4, C#5, B4, A4. The guitar tablature for measure 41 is 0-4-5-7-0-4-5-7-5-7-5-4. The guitar tablature for measure 42 is 7-9-11-9-11.

41

let ring let ring let ring let ring let ring let ring

TAB 9 11 11 9 10 9 11 10 0 11 0 0 9 12 10 12

B 9 11 9 9 11 10 0 11 0 0 9 12 10 12

Detailed description: This system contains measures 43 and 44. Measure 43 has six notes: G#4, A4, B4, C#5, B4, A4. Measure 44 has six notes: G#4, A4, B4, C#5, B4, A4. The guitar tablature for measure 43 is 9-11-11-9-10-9-11-10. The guitar tablature for measure 44 is 0-11-0-0-9-12-10-12.

42

let ring let ring let ring let ring let ring

TAB 0 4 5 7 0 4 5 7 5 4 7 9 11 9

B 0 0 0 0 0 0 0 0 0 0 7 9 11 9

Detailed description: This system contains measures 45 and 46. Measure 45 has six notes: G#4, A4, B4, C#5, B4, A4. Measure 46 has six notes: G#4, A4, B4, C#5, B4, A4. The guitar tablature for measure 45 is 0-4-5-7-0-4-5-7-5-4. The guitar tablature for measure 46 is 7-9-11-9.

J = 115

43

Musical notation for measure 43, featuring a treble clef and a series of chords. The chords are primarily triads and dyads, with some four-note chords. The notes are mostly in the lower register of the staff.

TAB

0	0	0	0	0	0	0	0	0	0	0	0
7	9	9	9	9	9	9	9	9	9	9	9
5	7	7	7	7	7	7	7	7	7	7	7

44

Musical notation for measure 44, featuring a treble clef and a series of chords. The chords are primarily triads and dyads, with some four-note chords. The notes are mostly in the lower register of the staff.

TAB

0	0	0	0	0	0	0	0	0	0	0	0
9	9	9	9	9	9	7	7	7	5	5	5
7	7	7	7	7	7	5	5	5	3	3	3

45

Musical notation for measure 45, featuring a treble clef and a series of chords. The chords are primarily triads and dyads, with some four-note chords. The notes are mostly in the lower register of the staff.

TAB

3	5	5	5	5	5	5	5	5	5	5	5
5	5	7	7	7	7	7	7	7	5	5	5
3	5	5	5	5	5	5	5	5	5	5	5

46

Musical notation for measure 46, featuring a treble clef and a series of chords. The chords are primarily triads and dyads, with some four-note chords. The notes are mostly in the lower register of the staff.

TAB

5	X	5	X	5	2	2	5	5
5	X	5	X	5	2	2	5	5
7	X	7	X	7	4	4	7	7
5	X	5	X	5	2	2	5	5

47

Musical notation for measure 47, featuring a treble clef and a series of chords. The chords are primarily triads and dyads, with some four-note chords. The notes are mostly in the lower register of the staff.

TAB

0	0	0	0	0	0	0	0	0	0	0	0
7	9	9	9	9	9	9	9	9	9	9	9
5	7	7	7	7	7	7	7	7	7	7	7

48

TAB

0	0	0	0	0	0	0	0	0	0	0	0
9	9	9	9	9	7	7	7	7	5	5	5
9	9	9	9	9	7	7	7	7	5	5	5
7	7	7	7	7	5	5	5	3	3	3	3

49

let ring let ring let ring let ring let ring let ring let ring let ring

TAB

15	12	10	15	12	10	15	12	10	15	12	10	15	12	10	15	12	10
0	0	0	0	0	0	0	0	0	0	0	0	0	0	0	0	0	0

50

let ring let ring let ring let ring let ring

TAB

15	12	10	15	12	10	15	12	10	15	12	10	15	17	15	
0	0	0	0	0	0	0	0	0	0	0	0	0	0	8	8

51

let ring let ring let ring let ring let ring let ring let ring let ring

TAB

12	0	0	7	0	0	12	0	12	0	0	7	0	0	12	0
0	0	0	0	0	0	0	0	0	0	0	0	0	0	0	0

52 *let ring* *let ring* *let ring* *let ring*

TAB 11 0 0 7 0 0 11 0 7 7 5 5

B 0 0 0 0 5 5 3 3

53 *let ring*

TAB 12 10 12 10 12 10 8 10 8 11 8 7 8 7 9 7 5 7 5 7

B 0 0 0 0 0 0 0 0 0 0 0 0 0 0 0 0 0 0

3:52

54 *let ring*

TAB 5 3 5 3 5 3 1 3 1 0 2 2 4 4

B 0 0 0 0 0 0 0 0 0 0 0 0 2 2

55 *let ring*

TAB 9 X 9 X 9 9 9 7

B 7 X X 7 X 7 7

56 *let ring*

TAB 9 X 9 X 9 12 12 12 0 2

B 7 X X 7 X 7 7 7 7 7

57

let ring

T  
A  
B

3 2 0 0 0 0 0 0 0 2

58

let ring

let ring

T  
A  
B

3 2 0 3 3 2 3 2 0 3

3 0

59

let ring

T  
A  
B

12 0 0 0 0 12 0 0 0 0 0 0 0 0

9 9 9 9 9 9 9 9 9 9 9 9

10 10 10 10 10 10 10 10 10 10 10 10

0 0 0 0 0 0 0 0 0 0 0 0

60

let ring

T  
A  
B

12 0 0 0 0 12 0 0 2

9 9 9 9 9 9

10 10 10 10 10 10

0 0 0 0 0 0

61

let ring

T  
A  
B

3 2 0 0 0 0 0 2

0 0 0 2

62

let ring

let ring

T  
A  
B

3 2 0 3 3 2 3 2 0 3

3 0

63

let ring

T  
A  
B

12 0 0 0 0 12 0 0 0 0 0 0 0 0

9 9 9 9 9 9 9 9 9 9 9 9

10 10 10 10 10 10 10 10 10 10 10 10

0 0 0 0 0 0 0 0 0 0 0 0

64

let ring

T  
A  
B

12 0 0 0 0 12 0 5 7

9 9 9 9 9 9

10 10 10 10 10 10

0 0 0 0 0 0

65

*let ring*

8 7 5 5 5 7 5 5

*let ring*

5 7

T  
A  
B

66

*let ring*

8 7 5 8 8 7 8 7 5 8

*let ring*

T  
A  
B

67

*let ring*

17 13 13 13 13 13 13 13 13 13 13 13

T  
A  
B

68

*let ring*

17 13 13 13 13 17 0 2

T  
A  
B

69

let ring

3-2-0 0 0 0 2 3-2-0 3 3 2-3-2-0 3

TAB

0 0 2 0 0 3 0 12 0-0-0-0-0 0-0-0-0-0-0-0

9-9-9-9-9 9-9-9-9-9

10-10-10-10-10 10-10-10-10-10

0-0-0-0-0 0-0-0-0-0

72

let ring

12 0 0 0 0 12 0 0 0 0 0 0

TAB

9 9 9 9 9 9 9 9 9 9 9 9

10 10 10 10 10 10 10 10 10 10 10 10

0 0 0 0 0 0 0 0 0 0 0 0

73

let ring

0 0 0 0 0 0 0 0 0 0 0 0

TAB

0 0 0 0 0 0 0 0 0 0 0 0

2 2 2 2 2 2 2 2 2 2 2 2

0 0 0 0 0 0 0 0 0 0 0 0

74

let ring

0 0 0 0 0 0 0 0 0 0 0 0

TAB

0 0 0 0 0 0 0 0 0 0 0 0

2 2 2 2 2 2 2 2 2 2 2 2

0 0 0 0 0 0 0 0 0 0 0 0



75

let ring -----|

TAB

0	2	X	2	2	X	2	2	2	2	2	2	2	2
0	3	X	3	3	X	3	3	3	3	3	3	3	3
0	2	X	2	2	X	2	2	2	2	2	2	2	2
0	0	X	0	0	X	0	0	0	0	0	0	0	0

76

let ring -----|

TAB

0	2	X	2	2	X	0	X	X	0	0	0	0	0
0	3	X	3	3	X	0	X	X	0	0	0	0	0
0	2	X	2	2	X	6	X	X	4	4	4	4	4
0	0	X	0	0	X	7	X	X	5	5	5	5	5
						7	X	X	5	5	5	5	5

77

let ring -----|

TAB

0	0	0	0	0	0	0	0	0	0	0	0	0	0
0	0	0	0	0	0	0	0	0	0	0	0	0	0
0	2	2	2	2	2	2	2	2	2	2	2	2	2
0	2	0	0	0	0	0	0	0	0	0	0	0	0

4:40

78

let ring -----|

TAB

0	0	0	0	0	0	0	0	0	0	0	0	0	0
0	0	0	0	0	0	0	0	0	0	0	0	0	0
0	2	2	2	2	2	7	7	7	5	5	5	5	5
0	0	0	0	0	0	0	0	0	0	0	0	0	0

79

T  
A  
B

7	9	9	9	9	9	9	9	9	9	9	9
7	9	9	9	9	9	9	9	9	9	9	9
5	7	7	7	7	7	7	7	7	7	7	7
0	0	0	0	0	0	0	0	0	0	0	0

4:43

80

T  
A  
B

7	9	9	9	9	9	7	X	X	5	5	5	5
7	9	9	9	9	9	7	X	X	5	5	5	5
5	7	7	7	7	7	5	X	X	3	3	3	3
0	0	0	0	0	0	5	X	X	3	3	3	3

81

T  
A  
B

7	9	9	9	9	9	9	9	9	9	9	9
7	9	9	9	9	9	9	9	9	9	9	9
5	7	7	7	7	7	7	7	7	7	7	7
0	0	0	0	0	0	0	0	0	0	0	0

82

T  
A  
B

7	9	9	9	9	9	7	X	X	5	5	5	5
7	9	9	9	9	9	7	X	X	5	5	5	5
5	7	7	7	7	7	5	X	X	3	3	3	3
0	0	0	0	0	0	5	X	X	3	3	3	3

83

T  
A  
B

2	X	2	X	2	2	2	2	2	2	2
3	X	3	X	3	3	3	3	3	3	3
4	X	4	X	4	4	4	4	4	4	4
5	X	5	X	5	5	5	5	5	5	5

84

T  
A  
B

85

T  
A  
B

86

T  
A  
B

87

let ring

let ring

T  
A  
B

88

let ring

TAB

12	14	12	14	12	14	12	14	7	7	5	5
								7	7	5	5
								5	5	3	3
0											

89

let ring

TAB

12				12	12	10	8	9	7	9	
0				9							

90

TAB

5	3	0	5	3	0	5	3	0	5	3	0	7	7	5	5
												7	7	5	5
												5	5	3	3

91

let ring

TAB

17	15	14	15	14	12	10	8								
0	0	0	0	0	0	0	0								

92

let ring

TAB 7 5 3 2 0 2 2 4 4

93

let ring let ring let ring let ring

TAB 5 7 5 7 8 7 5 7 5 7 5 7 8 7 5 7

♩ = 113

94

TAB 7 9 7 8 10 7 8 10 12 0 0 8 8

♩ = 85

95

let ring

TAB 4 6 2 4 6 3 2 0 2 1 2 0 0 4

96

let ring let ring let ring let ring

TAB 2 1 2 2 3 3 10 10 10 10 9 9

4x 4x

Тема повторяется

97

let ring

TAB: 10 10 10 12 10 9 10 2 4  
9 10 11 11 11 9 0 0

Detailed description: This block contains the musical notation for measure 97. It features a treble clef staff with a key signature of one sharp (F#). The melody starts with a quarter note F#4, followed by an eighth note G4, and a quarter note A4. A double bar line with a wavy line indicates a change in the bass line. The bass line consists of a quarter note F#3, followed by a quarter note G3, and a quarter note A3. The melody continues with a quarter note B4, a quarter note C5, and a quarter note D5. The bass line continues with a quarter note B2, a quarter note C3, and a quarter note D3. The measure ends with a quarter note E4. The TAB part shows the fret numbers for each string: 10, 10, 10, 12, 10, 9, 10, 2, 4 for the top six strings, and 9, 10, 11, 11, 11, 9, 0, 0 for the bottom six strings.

98

let ring

let ring

TAB: 4 4 4 4 0 2 2 2 0 4 2 0  
4 4 2 3 3 3 0 0 1 2 2 0  
0 2 0 0 0 0 0 0 2 2 2 0

Detailed description: This block contains the musical notation for measure 98. It features a treble clef staff with a key signature of one sharp (F#). The melody starts with a quarter note F#4, followed by an eighth note G4, and a quarter note A4. A double bar line with a wavy line indicates a change in the bass line. The bass line consists of a quarter note F#3, followed by a quarter note G3, and a quarter note A3. The melody continues with a quarter note B4, a quarter note C5, and a quarter note D5. The bass line continues with a quarter note B2, a quarter note C3, and a quarter note D3. The measure ends with a quarter note E4. The TAB part shows the fret numbers for each string: 4, 4, 4, 4, 0, 2, 2, 2, 0, 4, 2, 0 for the top six strings, and 4, 4, 2, 3, 3, 3, 0, 0, 1, 2, 2, 0 for the bottom six strings, and 0, 2, 0, 0, 0, 0, 0, 0, 2, 2, 2, 0 for the bottom six strings.

99

let ring

let ring

let ring

let ring

TAB: 5 5 5 5 5 7 5 4 5 2 4  
4 4 2 4 4 0 0 0 0 0 0  
2 2 2 2 2 2 0 0 0 0 0

Detailed description: This block contains the musical notation for measure 99. It features a treble clef staff with a key signature of one sharp (F#). The melody starts with a quarter note F#4, followed by an eighth note G4, and a quarter note A4. A double bar line with a wavy line indicates a change in the bass line. The bass line consists of a quarter note F#3, followed by a quarter note G3, and a quarter note A3. The melody continues with a quarter note B4, a quarter note C5, and a quarter note D5. The bass line continues with a quarter note B2, a quarter note C3, and a quarter note D3. The measure ends with a quarter note E4. The TAB part shows the fret numbers for each string: 5, 5, 5, 5, 5, 7, 5, 4, 5, 2, 4 for the top six strings, and 4, 4, 2, 4, 4, 0, 0, 0, 0, 0, 0 for the bottom six strings, and 2, 2, 2, 2, 2, 2, 0, 0, 0, 0, 0 for the bottom six strings.

100

let ring

let ring

let ring

let ring

TAB: 4 4 4 4 0 2 2 2 0 2 4 2 0  
4 4 2 3 3 3 0 0 0 0 0 0 0  
0 2 0 0 0 0 0 0 0 0 0 0 0

Detailed description: This block contains the musical notation for measure 100. It features a treble clef staff with a key signature of one sharp (F#). The melody starts with a quarter note F#4, followed by an eighth note G4, and a quarter note A4. A double bar line with a wavy line indicates a change in the bass line. The bass line consists of a quarter note F#3, followed by a quarter note G3, and a quarter note A3. The melody continues with a quarter note B4, a quarter note C5, and a quarter note D5. The bass line continues with a quarter note B2, a quarter note C3, and a quarter note D3. The measure ends with a quarter note E4. The TAB part shows the fret numbers for each string: 4, 4, 4, 4, 0, 2, 2, 2, 0, 2, 4, 2, 0 for the top six strings, and 4, 4, 2, 3, 3, 3, 0, 0, 0, 0, 0, 0, 0 for the bottom six strings, and 0, 2, 0, 0, 0, 0, 0, 0, 0, 0, 0, 0, 0 for the bottom six strings.

101

let ring

let ring

let ring

let ring

TAB: 5 5 5 7 5 4 5 2 4  
4 4 2 4 4 0 0 0 0 0 0  
2 2 2 2 2 2 0 0 0 0 0

Detailed description: This block contains the musical notation for measure 101. It features a treble clef staff with a key signature of one sharp (F#). The melody starts with a quarter note F#4, followed by an eighth note G4, and a quarter note A4. A double bar line with a wavy line indicates a change in the bass line. The bass line consists of a quarter note F#3, followed by a quarter note G3, and a quarter note A3. The melody continues with a quarter note B4, a quarter note C5, and a quarter note D5. The bass line continues with a quarter note B2, a quarter note C3, and a quarter note D3. The measure ends with a quarter note E4. The TAB part shows the fret numbers for each string: 5, 5, 5, 7, 5, 4, 5, 2, 4 for the top six strings, and 4, 4, 2, 4, 4, 0, 0, 0, 0, 0, 0 for the bottom six strings, and 2, 2, 2, 2, 2, 2, 0, 0, 0, 0, 0 for the bottom six strings.

102

let ring

let ring

TAB

4 4 4 | 4 0 2 2 2 0 4 2 0

4 4 2 3 3 0 0 1 2

0 2 0 0 0 2 0

103

let ring

let ring

let ring

let ring

let ring

let ring

let ring

let ring

TAB

5 5 5 5 5 7 5 4 5 2 4 | 4 4 4 | 4 0 2 2 2 0 2

4 4 4 4 2 4

2 2 0 2 4

F#m